

## Edgelit Exit Signs

### FEATURES:

- Dual-voltage input 120V/277V
- Energy-saving LED
- Smooth and rugged aluminum housing
- High-polish, injection-molded virgin acrylic panel, ultrasonically welded to eliminate visible hardware
- Maintenance-free nickel-cadmium battery
- Graduated depth of molded letters provides uniform light distribution on graphics
- Snap-fit faceplate design for easy installation without tools
- Mirror divider on double-face versions
- Field-applied chevron directional indicator
- Temperature rating: 20°C - 30°C ambient
- AC versions available as special order

### LISTINGS:

- UL924 Listed for Damp Locations (DL)
- CSA Listed

### WARRANTY:

5-year standard warranty\* (further details available at [www.maxlite.com/warranties](http://www.maxlite.com/warranties))

\*Product may be eligible for a warranty extension to 10 years, for an additional fee. Contact MaxLite for details.







EXE-RS1S



EXE-GS2S

### ORDERING INFORMATION:

PRODUCT IMAGE	ORDER NUMBER	MODEL	DESCRIPTION
	105539	EXE-RS1S	EDGELIT EXIT, RED LETTERS, SILVER, 1 SIDE, BATTERY BACKUP
	105540	EXE-RS2S	EDGELIT EXIT, RED LETTERS, SILVER, 2 SIDE, BATTERY BACKUP
	105545	EXE-GS1S	EDGELIT EXIT, GREEN LETTERS, SILVER, 1 SIDE, BATTERY BACKUP
	105546	EXE-GS2S	EDGELIT EXIT, GREEN LETTERS, SILVER, 2 SIDE, BATTERY BACKUP

### DIMENSIONS:

