


PAR36 5.5W - 15°

SPECIFICATIONS & TECHNICAL DATA

The 12V EmeryAllen PAR36 retrofit lamp is an energy efficient alternative to halogen PAR36 lamps. It offers similar light output to a 12V, 20W incandescent (500lm) and is suitable for use in most 12V PAR36 fixtures.

Material	Ceramic + PC
Input Voltage	12V AC/DC
Wattage	5.5
Volt-Amperes (VA)	6.5
CRI	90
Brightness	500 lumens
Lumens/Watt	78
CBCP	2806
Color Temperature	2700K, 3000K
R9	53
R13	93
Halogen Equivalent	20W
Beam Angle	15 degrees



Available Models:

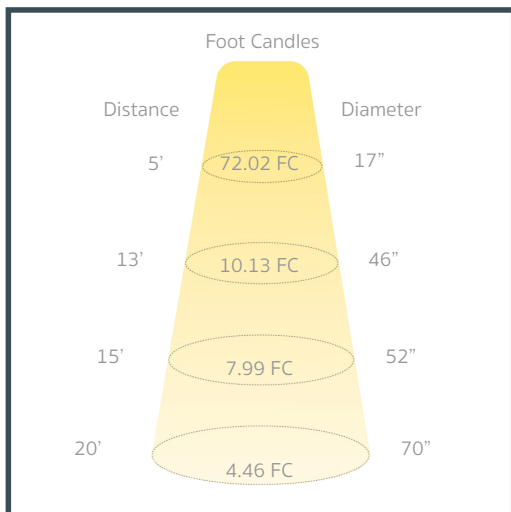
- EA-PAR36-5.5W-15D-2790 (2700K)
- EA-PAR36-5.5W-15D-3090 (3000K)

US PAT PENDING

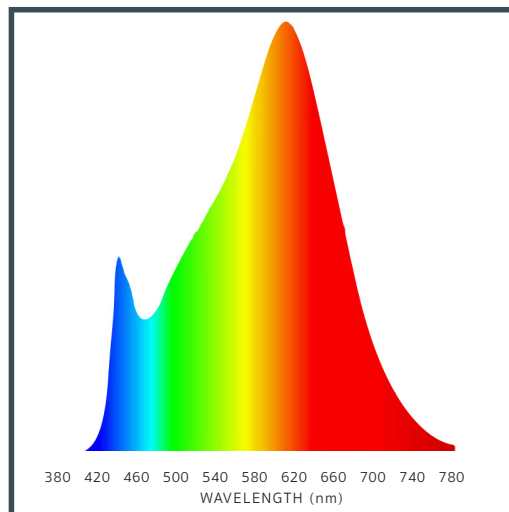


PAR36 / 5.5W / 15°

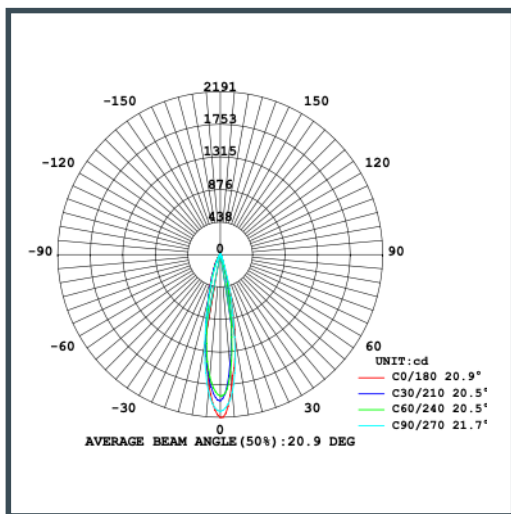
CANDELA DISTRIBUTION



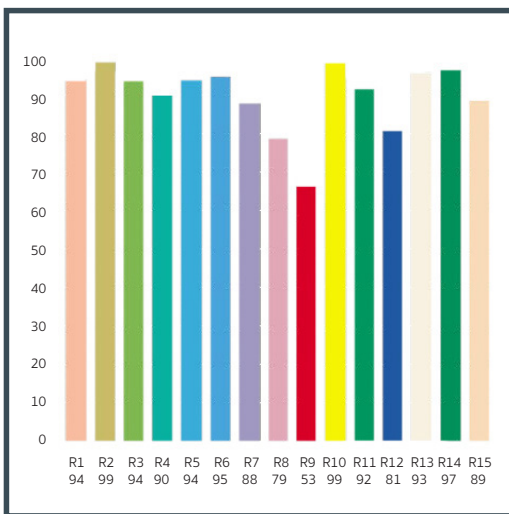
SPECTRAL DISTRIBUTION



LUMINOUS INTENSITY



CRI VALUES R1-R15



APPLICATIONS

PAR36 lamps can have many applications including industrial farming, and aviation where a precise high-intensity spotlight is required, however they may be best known for their use in recessed landscape fixtures as well as flood lights where fixture concealment is desired. Our line of high performance PAR36s with assorted color, beamspread, and lumen outputs will ensure there is a bulb for your needs!