


# PAR36 5.5W - 24°

## SPECIFICATIONS & TECHNICAL DATA

The 12V EmeryAllen PAR36 retrofit lamp is an energy efficient alternative to halogen PAR36 lamps. It offers similar light output to a 12V, 20W incandescent (500lm) and is suitable for use in most 12V PAR36 fixtures.

<b>Material</b>	Ceramic + PC
<b>Input Voltage</b>	12V AC/DC
<b>Wattage</b>	5.5
<b>Volt-Amperes (VA)</b>	8.2
<b>CRI</b>	90
<b>Brightness</b>	500 lumens
<b>Lumens/Watt</b>	91
<b>CBCP</b>	1397
<b>Color Temperature</b>	2700K, 3000K
<b>R9</b>	53
<b>R13</b>	93
<b>Halogen Equivalent</b>	20W
<b>Beam Angle</b>	24 degrees



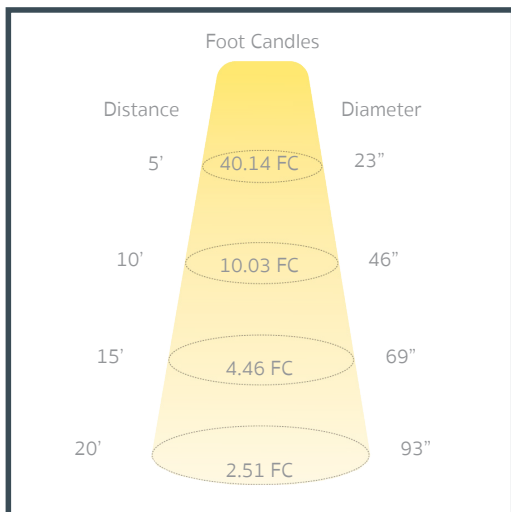
### Available Models:

- EA-PAR36-5.5W-24D-2790 (2700K)
- EA-PAR36-5.5W-24D-3090 (3000K)

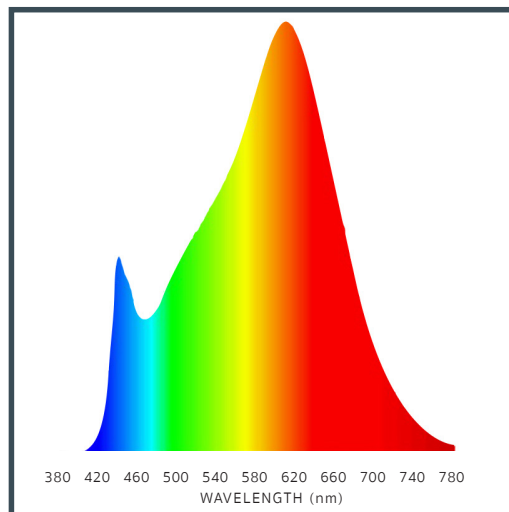
US PAT PENDING



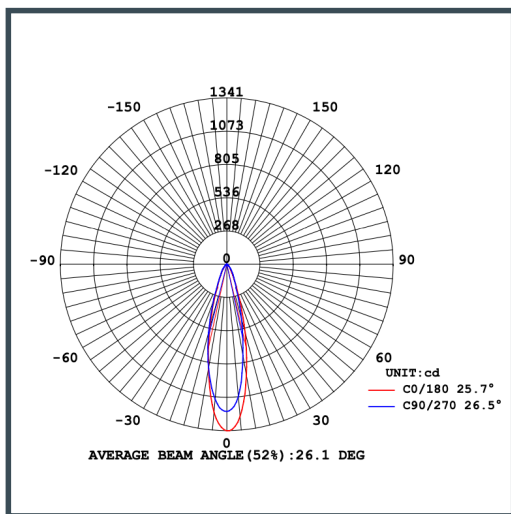
## CANDELA DISTRIBUTION



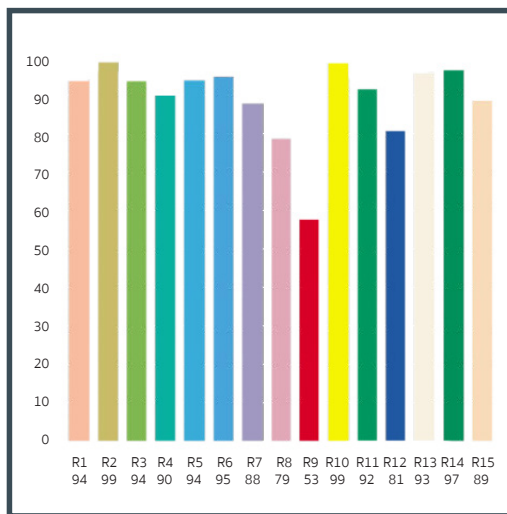
## SPECTRAL DISTRIBUTION



## LUMINOUS INTENSITY



## CRI VALUES R1-R15



## APPLICATIONS

PAR36 lamps can have many applications including industrial farming, and aviation where a precise high-intensity spotlight is required, however they may be best known for their use in recessed landscape fixtures as well as flood lights where fixture concealment is desired. Our line of high performance PAR36s with assorted color, beamspread, and lumen outputs will ensure there is a bulb for your needs!