

# LED Round High Bay

The NuGem LED Round High Bay, 150 lm/W, IP65 Wet Location Rated, Dimmable + Smart Inside

## FEATURES

<b>Lumen Output</b>	15000 to 36000 lumens
<b>Efficacy</b>	150 lm/W
<b>Input Voltage</b>	120-277V
<b>Dimmable</b>	0-10V Continuous
<b>CCT</b>	4000K or 5000K
<b>Rating</b>	IP65 Wet Location
<b>Warranty</b>	7 Years

## APPLICATIONS

Premium indoor luminaire for hanging or pendant mounting in high ceiling spaces above 25 feet. Suitable for gymnasiums, warehouses, manufacturing, packaging, storage, aisles, and covered decks.

## CONSTRUCTION

Manufactured for durability using solid heavy duty die cast aircraft aluminum housing with anti-UV polyester coating to resist water, salt, corrosion, discoloration, and scratching. IP65 Wet Location rated for dust tight, water jets: IEC 60529.

## ELECTRICAL

Input voltage 120-277V models with 0-10V Continuous Dimming. Operating temperatures -40°F to 113°F (-40°C to 45°C).

## MOUNTING

Includes a Hook Mount and Securing Screw and integrated 6.5-FT Main and 0-10V Cords. Pendant mounting threads included.

## OPTICS

Anti-UV Clear Polycarbonate Ridged Lens standard. Prismatic Acrylic Reflector with 90 Degree Beam Spread available.

## CONTROLS

Fixture integrated Smart Sensor for Photocell with Bi-Level Motion Dimming and Remote Control available.

## LISTINGS

DLC Premium listed. UL certified to meet US and Canadian standards. FCC and RoHS compliant.

## WARRANTY

7 year exclusive limited warranty. View complete product warranty information <https://etheriumled.com/warranty/>.

Project:
Date:
Catalog No:
Prepared By:

Shown with Smart Sensor and Hook Mount





Shown with Prismatic Acrylic 90 Degree Reflector



## CORRELATED COLOR TEMPERATURES (CCT)

4000K

5000K



## SPECIFICATIONS

### ENERGY DATA

**Input Voltage:** 120-277V  
**Input Frequency:** 50/60 Hz  
**Wattage:** 100W, 150W, 200W, 240W  
**Power Factor:** >0.9  
**Total Harmonic Distortion (THD):** <15%  
**Operating Temperature:** -40°F to 113°F (-40°C to 45°C)

### LIGHTING DATA

**Lumens:** 15000, 2500, 30000, 36000  
**Lumens Per Watt:** 150 lm/W  
**Color Correlated Temperature (CCT):** 4000K, 5000K  
**Dimmable:** 0-10V  
**Color Rendering Index (CRI):** >80  
**L70:** 75000 hours

## ORDERING INFORMATION

Model	Wattage	Voltage	Current	Lumens	Efficacy	CCT	Dimming	Color	Dimensions	Weight
ETH-UFO-100W-G2-4000K	100W	120-277V	0.83A@120V, 0.36A@277V	15000	150 lm/W	4000K	0-10V	Black	ø 10.24"C x 6.96"H (With Mount)	4.04 lbs
ETH-UFO-100W-G2-5000K	100W	120-277V	0.83A@120V, 0.36A@277V	15000	150 lm/W	5000K	0-10V	Black	ø 10.24"C x 6.96"H (With Mount)	4.04 lbs
ETH-UFO-150W-G2-4000K	150W	120-277V	1.25A@120V, 0.54A@277V	22500	150 lm/W	4000K	0-10V	Black	ø 11.02"C x 7.21"H (With Mount)	5.20 lbs
ETH-UFO-150W-G2-5000K	150W	120-277V	1.25A@120V, 0.54A@277V	22500	150 lm/W	5000K	0-10V	Black	ø 11.02"C x 7.21"H (With Mount)	5.20 lbs
ETH-UFO-200W-G2-4000K	200W	120-277V	1.67A@277V, 0.72A@480V	30000	150 lm/W	4000K	0-10V	Black	ø 13.31"C x 7.57"H (With Mount)	6.83 lbs
ETH-UFO-200W-G2-5000K	200W	120-277V	1.67A@277V, 0.72A@480V	30000	150 lm/W	5000K	0-10V	Black	ø 13.31"C x 7.57"H (With Mount)	6.83 lbs
ETH-UFO-240W-G2-4000K	240W	120-277V	2.00A@120V, 0.87A@277V	36000	150 lm/W	4000K	0-10V	Black	ø 13.31"C x 7.57"H (With Mount)	7.65 lbs
ETH-UFO-240W-G2-5000K	240W	120-277V	2.00A@120V, 0.87A@277V	36000	150 lm/W	5000K	0-10V	Black	ø 13.31"C x 7.57"H (With Mount)	7.65 lbs

Optics	Sensor	Accessory
<b>REF10</b> Prismatic Acrylic Reflector, 90 Degrees (Fits 100W models)	<b>SMART</b> Smart Sensor for Photocell and Bi-Level Motion Dimming	<b>RC</b> Remote Control to Program Sensor
<b>REF15</b> Prismatic Acrylic Reflector, 90 Degrees (Fits 150W models)	<b>(Blank)</b> None	<b>(Blank)</b> None
<b>REF20</b> Prismatic Acrylic Reflector, 90 Degrees (Fits 200W and 240W models)		
<b>(Blank)</b> None		

## ORDERING GUIDE

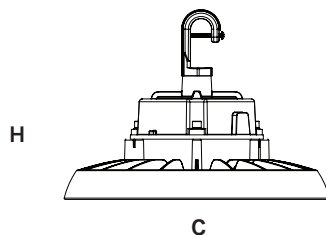
ETH	UFO	100W	G2	SLHB-PM	5000K	REF10	SMART	RC
ETH	Group	Wattage	Form Factor	Mount	CCT	Optics	Sensor	Accessory



## SPECIFICATIONS

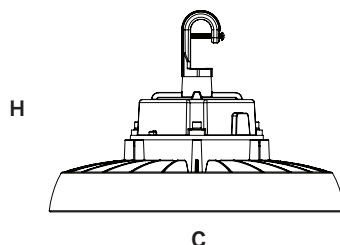
### 100W Models

ø10.24"C x 6.96"H (with Hook Mount)



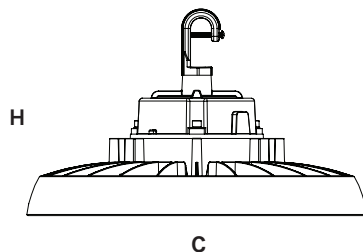
### 150W Models

ø11.02"C x 7.21"H (with Hook Mount)



### 200W and 240W Models

ø13.31"C x 7.57"H (with Hook Mount)



## SHIPPING INFORMATION

Model	Unit Weight	Shipping Dimensions	Shipping Weight	Quantity /Box
100W	4.04 lbs	12.20"L x 12.20"W x 6.77"H	5.14 lbs	1
150W	5.20 lbs	12.99"L x 12.99"W x 7.05"H	6.28 lbs	1
200W	6.83 lbs	15.35"L x 15.35"W x 7.40"H	8.52 lbs	1
240W	7.65 lbs	15.35"L x 15.35"W x 7.40"H	9.46 lbs	1